

FibreFlow™

EMU Box - Emtelle Utility Box

Outdoor (IP67)

72792 – Black with 4 x 3-8mm Double Port Seals
72793 - Black with 2 x 3-8mm Double Port Seals
and 2 x 15mm Single Port Seals

Indoor (IP55)

72857 – Cream (PP) with 4 x 3-8mm Double Port
Seals
72858 – Cream (PP) with 2 x 3-8mm Double Port
Seals and 2 x 15mm Single Port Seals
73176 – Cream (LFH) with 4 x 3-8mm Double
Port Seals.
73177 – Cream (LFH) with 2 x 3-8mm Double Port
Seals and 2 x 15mm Single Port Seals



Product Description

Emtelle have designed and constructed the EMU box to suit many requirements for FTTH and FTTP projects. It has been designed for bend insensitive fibre management and is versatile to give many different uses.

The EMU box is a compact multipurpose closure that can accommodate both patch connections and splices (Fusion and Mechanical).

The EMU boxes are also commonly used to breakout and distribute the fibres from Emtelle's Ø15mm RTRYVA solution.

Application

The IP67 rated closure can be stored within a customer boundary box or wall mounted and utilized as a network access point. The EMU box offers fibre storage management to house adequate fibre length for future connections.


Emtelle's Ø15mm RTRYVA products can be window cut and located within the closure where fibres can be spurred off for routing to the customer.

The multipurpose box can also be used as a connection, joint or repair closure.

This document is intended as a guide only. Whilst the information it contains is believed to be correct, Emtelle can take no responsibility for actions taken based on the information contained in this document. Emtelle reserves the right to make changes to this document without notice. All sales of product are subject to Emtelle's terms and conditions of sale only, which can be found on Emtelle's website.

This document is protected by copyright (c) Emtelle UK Limited [2015]. The products depicted are protected by intellectual property rights. Any unauthorized copying of this document or of our products is prohibited and Emtelle UK Limited will take action to prevent any infringement of its rights and to claim damages for the loss that it suffers.

www.emtelle.com



Splice Configuration


Knockout can be utilized for building entry

4 x Fusion splice holder

Dual Stacked adaptor holder for 2 x SC connectors or 4 x LC connectors

2 x Mechanical splice holder / Splitter

Splice and patch Configuration


- Emtelle Ø15mm RTRYVA with 24x2fu
- 4 drops
- Drop-tube can be any size between 3-8mm

Features

- Hinged lid with locking clips and security screw
- Wall mountable
- Knockout located within the closure for building entry (Not IP67 rated if knockout is used).
- Holders for up to 4 splices (2 x Mechanical or 4x Fusion) and a Fibre splitter
- Space for Fibre reflectors to be added
- Dual stack adaptor holder for 2 x SC connectors or 4 x LC Connectors or Fibre Splitter 1:4
- Entrance/exit ports at each end of closure
- 4 seals supplied per closure (Please see product codes)
- Seal sizes – Double port 3-8mm seals, Single Port 15mm seals. Other sizes may be available on request
- Fibre storage management
- External closures will be UV Resistant
- External boxes Can be Direct Buried (with sand surround to offer protection)

This document is intended as a guide only. Whilst the information it contains is believed to be correct, Emtelle can take no responsibility for actions taken based on the information contained in this document. Emtelle reserves the right to make changes to this document without notice. All sales of product are subject to Emtelle's terms and conditions of sale only, which can be found on Emtelle's website.

This document is protected by copyright (c) Emtelle UK Limited [2015]. The products depicted are protected by intellectual property rights. Any unauthorized copying of this document or of our products is prohibited and Emtelle UK Limited will take action to prevent any infringement of its rights and to claim damages for the loss that it suffers.

www.emtelle.com

Material & Technical data

Dimensions	H x 31mm, W x 96mm, L x 193mm
Weight	Approximately 140 Grams
IP Rating	Outdoor - IP67 Rated , Indoor – IP55 Rated
Impact Resistance	(EN 62262) - IK07/08
Material	External : Polypropylene 10% Reinforced Glass fibre . Fire retardant LFH material for Internal use available
Finish	Black or Cream

Environmental

Operating temperature	-40° to 60° C
-----------------------	---------------



Packaging And Labelling

All products suitably packaged in recyclable materials and clearly labelled with Emtelle Product Code and Description where possible.

This document is intended as a guide only. Whilst the information it contains is believed to be correct, Emtelle can take no responsibility for actions taken based on the information contained in this document. Emtelle reserves the right to make changes to this document without notice. All sales of product are subject to Emtelle's terms and conditions of sale only, which can be found on Emtelle's website.

This document is protected by copyright (c) Emtelle UK Limited [2015]. The products depicted are protected by intellectual property rights. Any unauthorized copying of this document or of our products is prohibited and Emtelle UK Limited will take action to prevent any infringement of its rights and to claim damages for the loss that it suffers.

www.emtelle.com